

FUND UPDATE

Opus Downer Retirement Scheme – Balanced Fund for the year ended 30 June 2019

This fund update was first made publicly available on xx September 2019.

WHAT IS THE PURPOSE OF THIS UPDATE?

This document tells you how the fund has performed and what fees were charged. The document will help you to compare the fund with other funds. Opus Downer Retirement Trustee Limited prepared this update in accordance with the Financial Markets Conduct Act 2013.

This information is not audited and may be updated.


DESCRIPTION OF THIS FUND

The fund has a diversified investment strategy with a broadly balanced strategic asset allocation between growth and income assets. The fund's aim is to achieve a real return (after inflation - as measured by increases in the consumers price index - and tax and investment expenses) in excess of 2.0% per annum over rolling 3-year periods.

Total value of the fund	\$67,912,168
Number of investors in the fund	210
The date the fund started	30 November 1989

WHAT ARE THE RISKS OF INVESTING?

Risk indicator for the Balanced Fund:



The risk indicator is rated from 1 (low) to 7 (high). The rating reflects how much the value of the fund's assets goes up and down. A higher risk generally means higher potential returns over time, but more ups and downs along the way.

To help you clarify your own attitude to risk, you can seek financial advice or work out your risk profile at: www.sorted.org.nz/tools/investor-kickstarter.

Note that even the lowest category does not mean a risk-free investment, and there are other risks that are not captured by this rating.

This risk indicator is not a guarantee of a fund's future performance. The risk indicator is based on the returns data for 5 years to 30 June 2019. While risk indicators are usually relatively stable, they do shift from time to time. The risk indicator will continue to be updated in future fund updates.

Risks of investing in the Fund

General risks associated with investing in the Balanced Fund include:

Liquidity Risk: All financial assets at fair value through profit and loss can be realised within three months. There are no significant financial liabilities.

Credit Risk: Financial instruments which potentially expose the Scheme to credit risk consist of cash, short term deposits and receivables. The maximum exposure to credit risk is the carrying value of these financial instruments. The Scheme's cash and cash equivalents are held with Bank of New Zealand (AA- credit rating) (2018: AA-).

The Scheme is also indirectly exposed to credit risk through investments in unitised products which invest in cash and fixed interest investments.

Market Risk: This represents the risk that the value of the Scheme's investment portfolio will fluctuate as a result of changes in market prices. This risk is managed by ensuring that all investment activities are undertaken in accordance with established mandate limits and investment strategies. The investment strategies are reviewed by the Trustee on a regular basis and are managed in isolation from each other. As such, members can manage this risk through their choice of investments in which to participate.

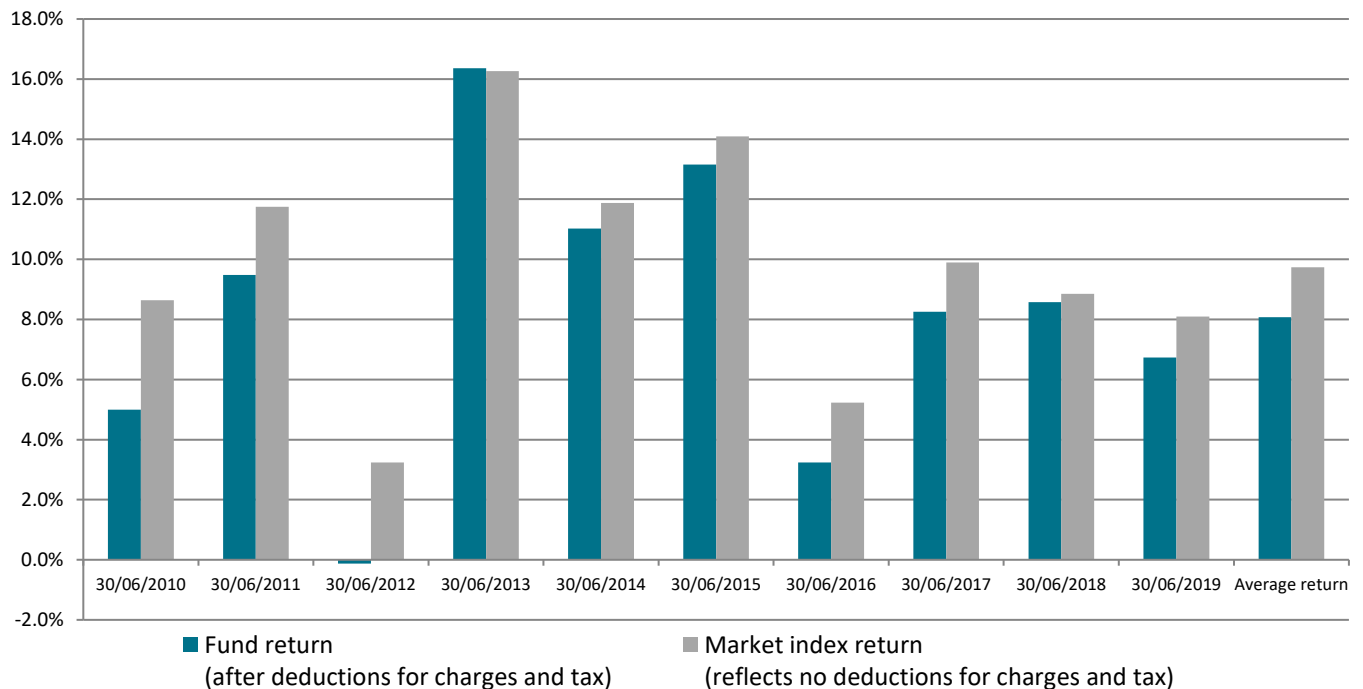
Market risk is the risk the fair value of future cash flows of a financial instrument will fluctuate because of changes in market prices. The Scheme's investment managers are AMP Capital Investors (NZ) Limited and its nominee company, Harbour Asset Management NZ Limited and Nikko Asset Management Limited, which the Trustee considers to be financial institutions of high quality. The investments are held in trust by the investment manager for the benefit of the Scheme. The manager maintains diversified investment portfolios in accordance with the portfolio mix adopted by the Trustee.

HOW HAS THE FUND PERFORMED?

	Average over past five years	Past year
Annual return (after deductions for charges and tax)	7.94%	6.73%
Annual return (after deductions for charges but before tax)	11.01%	9.35%
Market index annual return (reflects no deduction for charges and tax)	9.20%	8.10%

The market index return is the strategic asset allocation weighted benchmark index return, where the benchmark indices are defined in the Statement of Investment Policy and Objectives. Additional information about the market index is available on the scheme register at: <https://disclose-register.companiesoffice.govt.nz/> search for Opus Downer Retirement Scheme.

ANNUAL RETURN GRAPH



This shows the return after fund charges and tax for each of the last 10 years ending 30 June. The last bar shows the average annual return for the last 10 years, up to 30 June 2019.

Important: This does not tell you how the fund will perform in the future. Returns in this update are after tax at the highest prescribed investor rate (PIR) for an individual New Zealand resident. Your tax may be lower.

WHAT FEES ARE INVESTORS CHARGED?

Investors in the fund pay fund charges. In the year to 30 June 2018 these were:

	% of net asset value
TOTAL FUND CHARGES	0.74%
Which are made up of:	
TOTAL MANAGEMENT AND ADMINISTRATION CHARGES	0.74%
Including:	
Manager's basic fee	0.74%
Other management and administration charges	0.00%
TOTAL PERFORMANCE BASED FEES	0.00%
OTHER CHARGES	Dollar amount per investor \$110.00

Investors may also be charged individual action fees for specific actions or decisions (for example, making contributions or switching funds). Investors are charged \$2.50 for each month in which contributions are made, \$20 for any switch from either fund.

Small differences in fees and charges can have a big impact on your investment over the long term.

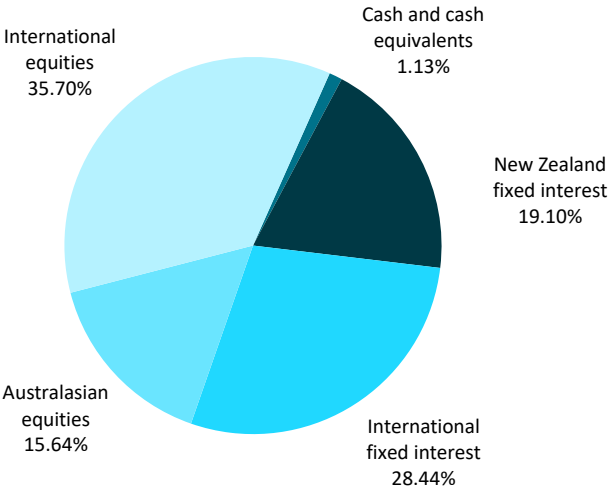
EXAMPLE OF HOW THIS APPLIES TO AN INVESTOR

Brian had \$10,000 in the fund at the start of the year and did not make any further contributions. At the end of the year, Brian received a return after fund charges were deducted of \$673.32 (that is 6.73% of his initial \$10,000). Other charges of \$110.00 were deducted. This gives Brian a total return after tax of \$563.32 for the year.

WHAT DOES THE FUND INVEST IN?

Actual investment mix

This shows the types of assets that the fund invests in



Target investment mix

This shows the mix of assets that the fund generally intends to invest in.

Cash and cash equivalents	5.00%
New Zealand fixed interest	18.00%
International fixed interest	27.00%
Australasian equities	15.00%
International equities	35.00%
Listed property	0.00%
Unlisted property	0.00%
Commodities	0.00%
Other	0.00%

TOP 10 INVESTMENTS

	Name	% of fund net assets	Type	Country	Credit rating (if applicable)
1	Nikko AM Wholesale Global Bond Fund	28.44%	International fixed interest	NZ	
2	AMP Capital New Zealand Fixed Interest Fund	19.10%	New Zealand fixed interest	NZ	
3	Nikko AM Wholesale Global Equity Hedged Fund	18.00%	International equities	NZ	
4	Nikko AM Wholesale Global Equity Unhedged Fund	17.69%	International equities	NZ	
5	Harbour NZ Equity Advanced Beta Fund	7.82%	Australasian equities	NZ	
6	Harbour Australasian Equity Income Fund	7.81%	Australasian equities	NZ	
7	AMP Capital New Zealand Cash Fund	1.13%	Cash and cash equivalent	NZ	
8					
9					
10					

The top 10 investments make up 100.00% of the fund.

Refer to the Statement of Investment Policy and Objectives for more information which is available from:
<https://disclose-register.companiesoffice.govt.nz/>.

KEY PERSONNEL

This shows the directors and employees who have the most influence on the investment decisions of the fund.

	Name	Current position	Time in current position	Previous or other position	Time in previous or other position
1	Blair Robert Vernon	Investment Committee Member, AMP	8 years, 0 months	Managing Director, AMP Financial Services	0 years, 6 months
2	Andrew Bascand	Managing Director, Portfolio Manager, Harbour AM	12 years, 0 months	Senior Vice President and Portfolio Manager	10 years, 0 months
3	George Carter	Managing Director, Nikko AM	2 years, 10 months	Head of distribution, AMP	2 years, 2 months
4					
5					

FURTHER INFORMATION

You can also obtain this information and some additional information from the offer register at:
<https://disclose-register.companiesoffice.govt.nz/>.

NOTES